

WHAT THE SYMBOLS MEAN

Some household products may contain warning symbols printed on their labels. Learn to recognise what they mean and store the products appropriately.



Toxic / Poisonous



Irritant



Corrosive




Flammable




Explosive



REMEMBER The best way to prevent accidental poisoning is to lock up all poisonous substances.



**DON'T DELAY,
PUT POISONS AWAY!**



**POISON PROOF
YOUR HOME TODAY!**

Produced by Nicola Cassidy, Poisons Information Officer, at The National Poisons Information Centre, Beaumont Hospital, Dublin 9.

Financed by the Health Promotion Unit at the Department of Health and Children and Beaumont Hospital.

MR389


EMERGENCY

If your child is found with a poison:

- 1) Stay calm but act quickly.
- 2) Take the poison away from your child.
- 3) Make the child spit it out, run your fingers around the mouth and flick any remaining pieces out.
- 4) If a chemical is splashed in the eyes, immediately wash eyes with tap water.
- 5) Contact your GP or Hospital Emergency Department.

GP/A&E Telephone No:

- 6) Do not make your child vomit.
- 7) Always take the product container to GP or hospital.




Signs and symptoms that occur after poisoning:

- Symptoms can vary depending on the poison, the amount taken and the strength of the product.
- Some poisons do not have immediate symptoms and it may be hours before symptoms arise.
- Always seek medical advice!

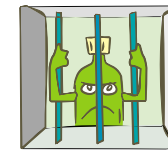
It is important to know the following details:

- 1) What was taken?
- 2) How much was taken?
- 3) The child's age and weight.
- 4) Does the child have any symptoms?
- 5) How long ago did the poisoning occur?
- 6) Was there a manufacturer name and telephone number on the container?
- 7) What was the product used for?
- 8) Was there a poison label or warning symbol on the product?

Poison Prevention Guidelines For Your Home



- Children who have been poisoned accidentally may be at increased risk for future poisoning.



- Most accidental poisonings can be prevented, by simply keeping harmful substances out of the reach of children.


**DON'T DELAY,
PUT POISONS AWAY!**



POISONS AND CHILDREN



Today poisoning is part of everyday life and involves medicines, household products, cosmetics, gardening products, agricultural and industrial chemicals, plants and animals.



What is a poison?


A poison is any substance, which can cause damage if swallowed, inhaled, or absorbed through the skin or eye, or injected.

Poisons and children

Most cases of poisoning occur in children under the age of 5 and most occur in the child's home or the home of a grandparent, relative, childminder, or at school. The peak time for poisoning in children is during late afternoon, weekends and during school holidays.

Why children are at special risk of poisoning

Children are at risk due to their stages of development. From 6 months, babies start to crawl and learn hand to mouth co-ordination, which can result in things being placed in the mouth.



From 2 years of age children have increased mobility, start to climb and develop a sense of curiosity about their environment.



POISON PREVENTION IN THE HOME




DO...



- ✓ Do use containers with child resistant caps. Remember these caps are child-resistant not childproof!
- ✓ Do keep chemicals and medicines out of the reach and out of the sight of children.
- ✓ Do keep all products in their original containers.
- ✓ Do secure cupboards with childproof locks.
- ✓ Do read prescription labels carefully to avoid accidental mistakes and contact your GP or pharmacy if in doubt.
- ✓ Do learn to recognise chemical symbols.
- ✓ Do read all labels carefully and follow the correct instructions.
- ✓ Do consult your garden centre when deciding on suitable plants for a garden.

DON'T...



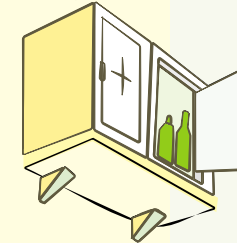
- ✗ Do not leave household/cosmetic products, drugs, chemicals, or pesticides within reach or sight of children.
- ✗ Do not leave containers open when using them.
- ✗ Never transfer products into another container. Children will associate soft-drink bottles and containers with food and drink.
- ✗ Do not remove the labels from medicines or household products. The label has information with ingredients or symbols that are useful in case of emergency.
- ✗ Do not transfer tablets to another container e.g. another bottle, envelopes or purses.
- ✗ Do not refer to medicine or tablets as sweets.
- ✗ Do not take your medicine in front of children as they often imitate the actions of adults.



POISON PROOF YOUR HOME



Your home may contain some common poisonous substances listed in the areas below. These should be checked to ensure all poisons are stored safely, and out of the reach of children.



Kitchen

Detergents, disinfectants, bleach, drain cleaner, oven cleaners, waxes, polish, dishwasher detergent & tablets, white spirit, tippex, glue, essential oils, herbal remedies, house plants, alcohol, batteries, coins.

Bathroom

Medicines, vitamins, iron tablets, aerosol sprays, shampoo, nail polish remover, mouthwash, bleach.

Bedroom

Medicines, vitamins and minerals, herbal medicines, perfume, aftershave lotion, essential oils, pot pourri oils, false teeth cleaners.

Shed/Garage

Petrol, paraffin, car products, insect spray, fertiliser, weed-killer, paint, white spirit, turpentine, lighter fluid, superglue, rat poison.

Garden

Flowers, berries, seeds, mushrooms, leaves.

Handbag/briefcase

Coins, medicines, cigarettes.

Farms

Weedkillers, pesticides, vaccines, sheep dip, slurry tanks, manure pits.

